



# Flanges

# Flansche

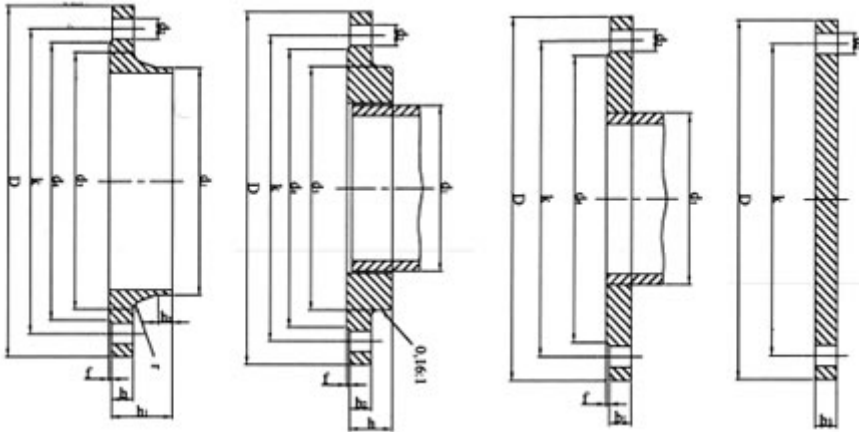
# Brides

**Tel: +919867815181**

**Email: [sales@randhirmetal.com](mailto:sales@randhirmetal.com)**

**Website: [www.randhirmetal.com](http://www.randhirmetal.com)**

# SABS 1123 STEEL FLANGES – SOUTH AFRICA STANDARD



Nominal pressure 600 kPa    600/2 = Table 4    600/4 = Table 6    600/3 = Table 5    600/8 = Table 8																		
NB	Pipe O.D.  d1	Flange							Raised Face		Bolt	Drilling			Neck		Boss	
		D	b	b1	b2	b3	h	h1	d4	f		No.	d2	k	d3	h2	r	d5
		10	17.2	75	8	10	8	10	16	28		35	2	M10	4	11	50	26
15	21.3	80	8	10	8	10	16	30	40	2	M10	4	11	55	30	6	4	30
20	26.9	90	8	10	8	10	18	32	50	2	M10	4	11	65	38	6	4	40
25	33.7	100	8	10	8	10	18	35	60	2	M10	4	11	75	42	6	4	50
32	42.4	120	8	10	8	10	20	35	70	2	M12	4	14	90	55	6	6	60
40	48.3	130	8	10	8	10	20	38	80	3	M12	4	14	100	62	7	6	70
50	60.3	140	8	10	8	10	22	38	90	3	M12	4	14	110	74	8	6	80
65	76.1	160	8	10	8	10	26	38	110	3	M12	4	14	130	88	9	6	100
80	88.9	190	10	10	10	10	28	42	128	3	M16	4	18	150	102	10	8	110
100	114.3	210	10	10	10	10	34	45	148	3	M16	4	18	170	130	10	8	130
*125	139.7	240	13	12	13	12	39	48	178	3	M16	8	18	200	155	10	8	160
150	168.3	265	13	12	13	12	39	48	202	3	M16	8	18	225	184	12	10	185
*175	193.7	295	13	14	-	14	-	52	230	3	M16	8	18	255	210	12	10	-
200	219.1	320	13	14	-	14	-	55	258	3	M16	8	18	280	236	15	10	-
*225	244.5	345	16	16	-	16	-	58	285	3	M16	8	18	305	264	15	12	-
250	273	375	16	16	-	16	-	60	312	3	M16	12	18	335	290	15	12	-
300	323.9	440	20	20	-	20	-	62	365	4	M20	12	22	395	342	15	12	-
350	355.6	490	22	22	-	22	-	62	415	4	M20	12	22	445	385	15	12	-
400	406.4	540	22	22	-	22	-	65	465	4	M20	16	22	495	438	15	12	-
450	457.2	595	24	25	-	25	-	65	520	4	M20	16	22	550	492	15	12	-
500	508	645	24	25	-	25	-	68	570	4	M20	20	22	600	538	15	12	-
550	559	705	24	28	-	28	-	68	620	5	M24	20	26	655	590	16	12	-
600	609.6	755	24	30	-	30	-	70	670	5	M24	20	26	705	640	16	12	-

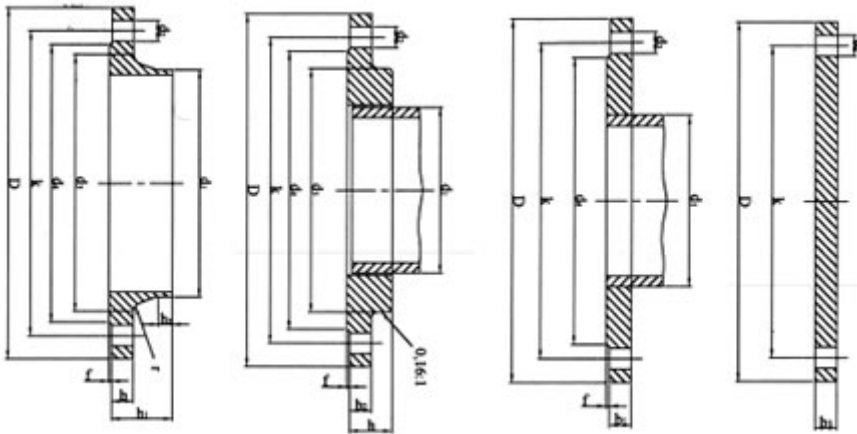
\* NP = Nominal Pressure 600kPa, 1000kPa, 1600kPa, 2500kPa, 4000kPa

**Tel: +919867815181**

**Email: sales@randhirmetal.com**

**Website: www.randhirmetal.com**

# SABS 1123 STEEL FLANGES – SOUTH AFRICA STANDARD



Nominal pressure 1000 kPa 1000/2 = Table 9 1000/4 = Table 11 1000/3 = Table 10 1000/8 = Table 13																		
NB	Pipe	Flange									Raised	Bolt	Drilling			Neck		Boss
	d1	D	b	b1	b2	b3	h	h1	d4	f	No.		d2	k	d3	h2	r	d5
	10	17.2	90	8	10	8	10	14	35	40	2		M12	4	14	60	28	6
15	21.3	95	8	10	8	10	14	35	45	2	M12	4	14	65	32	6	4	35
20	26.9	105	8	10	8	10	16	38	58	2	M12	4	14	75	40	6	4	45
25	33.7	115	8	10	8	10	16	38	68	2	M12	4	14	85	46	6	4	52
32	42.4	140	10	10	10	10	20	40	78	2	M16	4	18	100	56	6	6	60
40	48.3	150	10	10	10	10	20	42	88	3	M16	4	18	110	64	7	6	70
50	60.3	165	12	10	10	12	20	45	102	3	M16	4	18	125	75	8	6	85
65	76.1	185	12	12	12	12	26	45	122	3	M16	4	18	145	90	10	6	105
80	88.9	200	14	12	12	14	26	50	138	3	M16	8	18	160	105	10	8	118
100	114.3	220	14	12	12	14	32	52	158	3	M16	8	18	180	131	12	8	140
*125	139.7	250	16	14	14	16	36	55	188	3	M16	8	18	210	156	12	8	168
150	168.3	285	18	16	16	18	38	55	212	3	M20	8	22	240	184	12	10	195
*175	193.7	315	18	16	-	18	-	60	242	3	M20	8	22	270	210	12	10	-
200	219.1	340	18	18	-	18	-	62	268	3	M20	8	22	295	235	16	10	-
*225	244.5	370	18	18	-	18	-	62	290	3	M20	8	22	325	265	16	10	-
250	273.0	395	20	20	-	20	-	68	320	3	M20	12	22	350	292	16	12	-
300	323.9	445	22	22	-	22	-	68	370	4	M20	12	22	400	344	16	12	-
350	355.6	505	26	25	-	25	-	68	430	4	M20	16	22	460	385	16	12	-
400	406.4	565	26	25	-	25	-	72	482	4	M24	16	26	515	400	16	12	-
450	457.2	615	28	30	-	30	-	72	532	4	M24	20	26	565	492	16	12	-
500	508.0	670	28	32	-	32	-	75	585	4	M24	20	26	620	542	16	12	-
550	559.0	730	28	35	-	35	-	80	635	5	M24	20	26	675	592	18	12	-
600	609.6	780	28	38	-	38	-	80	685	5	M24	20	26	725	642	18	12	-

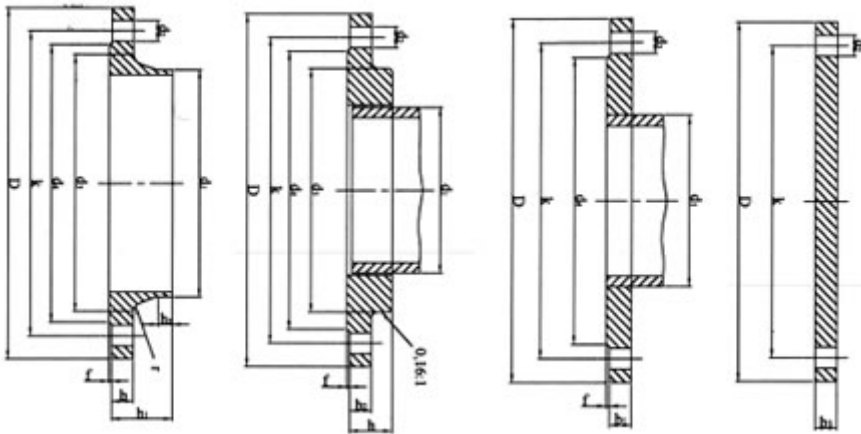
\* NP = Nominal Pressure 600kPa, 1000kPa, 1600kPa, 2500kPa, 4000kPa

Tel: +919867815181

Email: sales@randhirmetal.com

Website: www.randhirmetal.com

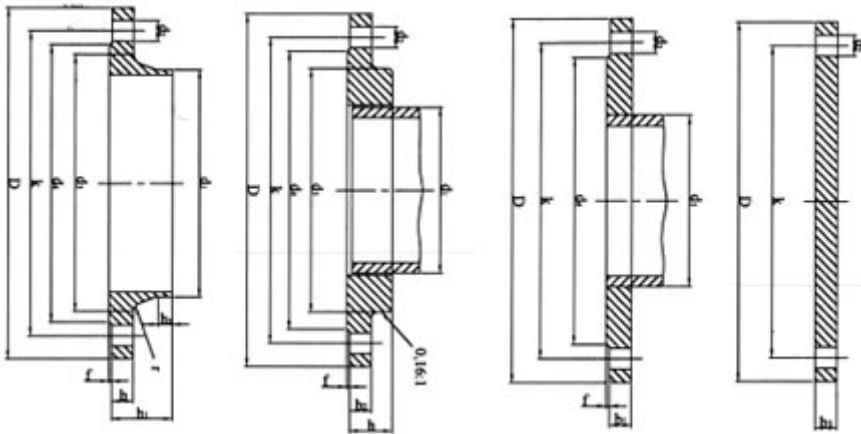
# SABS 1123 STEEL FLANGES – SOUTH AFRICA STANDARD



Nominal pressure 1600 kPa    1600/2 = Table 14    1600/4 = Table 16    1600/3 = Table 15    1600/8 = Table 18																		
NB	Pipe	Flange									Raised	Bolt	Drilling			Neck		Boss
	d1																	
	D	b	b1	b2	b3	h	h1	d4	f	No.	d2		k	d3	h2	r	d5	
10	17.2	90	8	10	8	10	14	35	40	2	M12	4	14	60	28	6	4	30
15	21.3	95	8	10	8	10	14	35	45	2	M12	4	14	65	32	6	4	35
20	26.9	105	8	10	8	10	16	38	58	2	M12	4	14	75	40	6	4	45
25	33.7	115	8	10	8	10	16	38	68	2	M12	4	14	85	46	6	4	52
32	42.4	140	10	10	10	10	20	40	78	2	M16	4	18	100	56	6	6	60
40	48.3	150	10	10	10	10	20	42	88	3	M16	4	18	110	64	7	6	70
50	60.3	165	12	12	12	12	22	45	102	3	M16	4	18	125	75	8	6	85
65	76.1	185	12	12	12	12	26	45	122	3	M16	4	18	145	90	10	6	105
80	88.9	200	14	14	14	14	28	50	138	3	M16	8	18	160	105	10	8	118
100	114.3	220	14	14	14	14	34	52	158	3	M16	8	18	180	131	12	8	140
*125	139.7	250	16	16	16	16	38	55	188	3	M16	8	18	210	156	12	8	168
150	168.3	285	18	18	18	18	40	55	212	3	M20	8	22	240	184	12	10	195
*175	193.7	315	20	20	-	20	-	60	242	3	M20	8	22	270	210	12	10	-
200	219.1	340	22	22	-	22	-	62	268	3	M20	12	22	295	235	16	10	-
*225	244.5	370	24	22	-	22	-	66	294	3	M20	12	22	325	265	16	10	-
250	273.0	405	24	25	-	25	-	70	320	3	M24	12	26	355	292	16	12	-
300	323.9	460	28	28	-	28	-	78	378	4	M24	12	26	410	344	16	12	-
350	355.6	520	30	30	-	30	-	82	438	4	M24	16	26	470	390	16	12	-
400	406.4	580	32	35	-	35	-	85	490	4	M24	16	26	525	445	16	12	-
450	457.2	640	34	40	-	40	-	87	550	4	M24	20	26	585	496	16	12	-
500	508.0	715	34	40	-	40	-	90	610	4	M30	20	33	650	548	16	12	-
550	559.0	775	36	-	-	-	-	95	670	5	M30	20	33	710	600	18	12	-
600	609.6	840	36	50	-	-	-	95	725	5	M30	20	33	770	652	18	12	-

\* NP = Nominal Pressure 600kPa, 1000kPa, 1600kPa, 2500kPa, 4000kPa

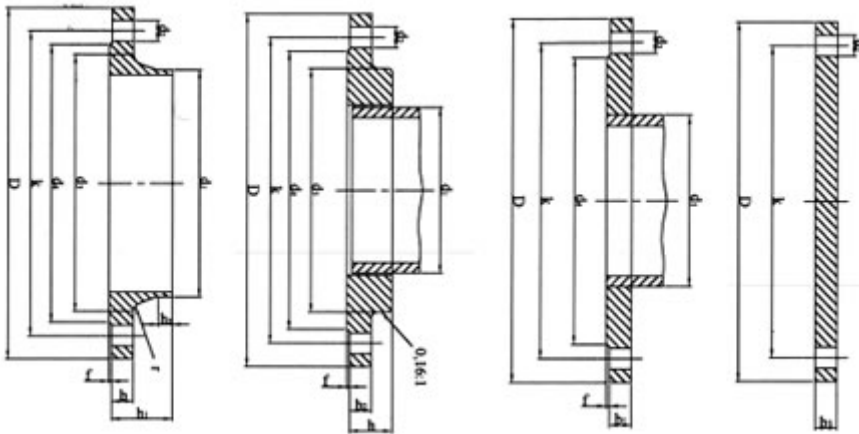
# SABS 1123 STEEL FLANGES – SOUTH AFRICA STANDARD



Nominal pressure 2500 kPa    2500/2 = Table 19    2500/4 = Table 21    2500/3 = Table 20    2500/8 = Table 23																		
NB	Pipe	Flange							Raised		Bolt	Drilling			Neck			Boss
	d1	D	b	b1	b2	b3	h	h1	d4	f		No.	d2	k	d3	h2	r	d5
10	17.2	90	12	12	10	12	16	35	40	2	M12	4	14	60	28	6	4	30
15	21.3	95	14	14	11	14	17	38	45	2	M12	4	14	65	32	6	4	35
20	26.9	105	14	14	11	14	19	40	58	2	M12	4	14	75	40	6	4	45
25	33.7	115	16	16	12	16	22	40	68	2	M12	4	14	85	46	6	4	52
32	42.4	140	18	18	14	18	26	42	78	2	M16	4	18	100	55	6	6	60
40	48.3	150	18	20	14	20	28	45	88	3	M16	4	18	110	64	7	6	70
50	60.3	165	20	20	17	20	31	48	102	3	M16	4	18	125	75	8	6	85
65	76.1	185	22	22	17	22	33	52	122	3	M16	8	18	145	90	10	6	105
80	88.9	200	24	22	18	22	34	58	138	3	M16	8	18	160	105	12	8	118
100	114.3	235	24	25	21	25	41	65	162	3	M20	8	22	190	134	12	8	145
*125	139.7	270	26	28	24	28	46	68	188	3	M24	8	26	220	162	12	8	170
150	168.3	300	28	30	24	30	48	75	218	3	M24	8	26	250	192	12	10	200
*175	193.7	330	30	30	-	25	-	75	248	3	M24	12	26	280	218	15	10	-
200	219.1	360	30	30	-	30	-	80	278	3	M24	12	26	310	244	16	10	-
*225	244.5	395	30	30	-	30	-	84	306	3	M24	12	26	340	270	16	10	-
250	273.0	425	30	30	-	30	-	88	335	3	M24	12	26	370	298	18	12	-
300	323.9	485	34	32	-	32	-	92	395	4	M24	16	26	430	352	18	12	-
350	355.6	555	38	35	-	35	-	100	450	4	M30	16	33	490	398	20	12	-
400	406.5	620	40	40	-	40	-	110	505	4	M30	16	33	550	452	20	12	-
450	457.2	670	42	45	-	45	-	110	555	4	M30	20	33	600	505	20	12	-
500	508.0	730	44	50	-	50	-	125	615	4	M30	20	33	660	558	20	12	-
550	559.0	785	-	55	-	-	-	-	670	5	M36	20	39	710	-	-	-	-
600	609.6	845	46	60	-	-	-	125	720	5	M36	20	39	770	660	20	12	-

\* NP = Nominal Pressure 600kPa, 1000kPa, 1600kPa, 2500kPa, 4000kPa

# SABS 1123 STEEL FLANGES – SOUTH AFRICA STANDARD



Nominal pressure 4000 kPa    4000/2 = Table 24    4000/4 = Table 26    4000/3 = Table 25    4000/8 = Table 28																		
NB	Pipe	Flange							Raised		Bolt	Drilling			Neck			Boss
	d1	D	b	b1	b2	b3	h	h1	d4	f		No.	d2	k	d3	h2	r	d5
10	17.2	90	12	12	12	12	18	35	40	2	M12	4	14	60	28	6	4	30
15	21.3	95	14	14	14	14	20	38	45	2	M12	4	14	65	32	6	4	35
20	26.9	105	14	14	14	14	22	40	58	2	M12	4	14	75	40	6	4	45
25	33.7	115	16	16	16	16	26	40	68	2	M12	4	14	85	46	6	4	52
32	42.4	140	18	18	18	18	30	42	78	2	M16	4	18	100	55	6	6	60
40	48.3	150	18	20	18	20	32	45	88	3	M16	4	18	110	64	7	6	70
50	60.3	165	20	20	20	20	34	48	102	3	M16	4	18	125	75	8	6	85
65	76.1	185	22	22	22	22	38	52	122	3	M16	8	18	145	90	10	6	105
80	88.9	200	24	22	24	22	40	58	138	3	M16	8	18	160	105	12	8	118
100	114.3	235	24	25	24	25	44	65	162	3	M20	8	22	190	134	12	8	145
*125	139.7	270	26	28	26	28	48	68	188	3	M24	8	26	220	162	12	8	170
150	168.3	300	28	30	28	30	52	75	218	3	M24	8	26	250	192	12	10	200
*175	193.7	350	32	32	-	32	-	82	260	3	M24	12	26	295	218	15	10	-
200	219.1	375	34	32	-	32	-	88	285	3	M24	12	26	320	244	16	10	-
*225	244.5	420	36	35	-	35	-	100	315	3	M30	12	33	355	275	18	12	-
250	273.0	450	38	38	-	38	-	105	345	3	M30	12	33	385	306	18	12	-
300	323.9	515	42	40	-	40	-	115	410	4	M30	16	33	450	362	18	12	-
350	355.6	580	46	45	-	45	-	125	465	4	M30	16	33	510	408	20	12	-
400	406.4	660	50	50	-	50	-	135	535	4	M36	16	39	585	462	20	12	-
450	457.2	685	52	60	-	60	-	140	575	4	M36	20	39	610	510	20	12	-
500	508.0	755	52	70	-	70	-	140	615	4	M36	20	39	670	562	20	12	-
550	-	-	-	-	-	-	-	-	-	-	-	-	-	-	-	-	-	-
600	-	-	-	-	-	-	-	-	-	-	-	-	-	-	-	-	-	-

\* NP = Nominal Pressure 600kPa, 1000kPa, 1600kPa, 2500kPa, 4000kPa



We Supply following steel flanges in norms:



**In BS 10-Standard:**

BS 10 TABLE D

BS 10 TABLE E

BS 10 TABLE F

**In BS 4504-Standard:**

Blind Flanges 6/8, 10/8, 16/8, 25/8, 40/8

Plate Flanges 6/3, 10/3, 16/3, 25/3, 40/3

Slip On Flanges 6/5, 10/5, 16/5, 25/5, 40/5

Threaded Flanges 6/4, 10/4, 16/4, 25/4, 40/4

**In SABS 1123 Standard:**

Blind Flanges 600/8, 1000/8, 1600/8, 2500/8, 4000/8

Plate Flanges 600/3, 1000/3, 1600/3, 2500/3, 4000/3

Slip On Flanges 600/5, 1000/5, 1600/5, 2500/5, 4000/5

Threaded Flanges 600/4, 1000/4, 1600/4, 2500/4, 4000/4

**Raw Material for Carbon Steel:**

Carbon Steel A105, A350 etc

**We provide all flanges according to your specifications and drawings, we delivery flanges to all ports where you in anywhere.**

**Tel: +919867815181**

**Email: [sales@randhirmetal.com](mailto:sales@randhirmetal.com)**

**Website: [www.randhirmetal.com](http://www.randhirmetal.com)**



**HIGH QUALITY FLANGES.**

**Tel: +919867815181**

**Email: [sales@randhirmetal.com](mailto:sales@randhirmetal.com)**

**Website: [www.randhirmetal.com](http://www.randhirmetal.com)**